



The ZXtech

# Intelligent learning elevator

## *Introduction of elevator training platform*

19 years focus on elevator industry information  
vocational training product development



PART  
**01** ABOUT ZXTECH

---

PART  
**02** VALUE & ADVANTAGE

Platform introduction    Enterprise advantage & value  
Advantages & value of colleges and training institutions

---

PART  
**03** INTRODUCTION OF ETP

Design concept    Architectural features    Feature list  
Hardware introduction    Resource type

---

PART  
**04** COURSE INTRODUCTION

General course system    Customized course service  
General course introduction

---

PART  
**05** CASE INTRODUCTION

Skill competition    Successful case

---

ZXTECH

SINCE 1999



## ZXTECH 21TH CENTURY

PROVIDES YOU WITH A PROFESSIONAL  
COMPREHENSIVE AND CONVENIENT



## ZXtech (Shanghai) Co.,Ltd.

The Zxtech (Shanghai) Co.,Ltd. adheres to the concept of customer centered, focus on helping customer information and intelligent construction. The leading of virtual reality platform, logical coordination platform, elevator Internet of things and practical solutions can reshape the sales, design, production, engineering management and training methods. Making the enterprise intelligent and efficient operation. Our products and services extend throughout Asia, Europe and the Americas, and promote the exploration and advancement of the new digital mode of industry.

# INTRODUCTION OF

EVERYWHERE,ETP'S SERVICE PROVIDES YOU WITH  
A PROFESSIONAL,COMPREHENSIVE AND  
CONVENIENT PLATFORM.

Global information elevator training

— ANNUAL TRAINING NUMBER

— TRAINING MOD

46,000+ PEOPLE

700+ MOD

— NO. OF TRAINING

— TRAINING PRODUCT

# F ZXtech

/WITH

g solutions provider

DULE

DULES

TS

## 21TH CENTURY

PROVIDES YOU WITH A PROFESSIONAL  
COMPREHENSIVE AND CONVENIENT

COUNTRY COVERAGE

CUSTOMERS SERVED

10+ COUNTRIES

100+ CUSTOMERS

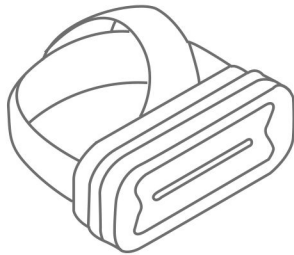
COVER COUNTRIES

SERVICE CUSTOMERS

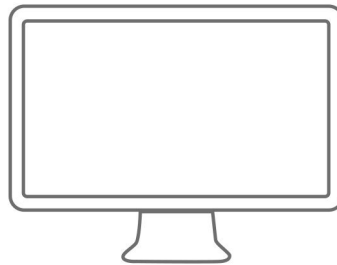


# VALUE & ADVANTAGE

## Platform introduction



VR



PC



Mobile

The elevator training platform (ETP) uses PC, virtual reality helmet, mobile phone and other terminal equipment to realize the integration of the three links of the elevator industry professional training management platform, which covers learning, training and testing. 19 years to focus on the elevator industry training service experience, subvert the traditional way, using the serious game teaching mode to build this training platform, improve training efficiency and effectiveness, and reduce training costs.

## VALUE & ADVANTAGE

### The value & advantage of the platform to the enterprise



#### **The training efficiency is increased by 47%**

High quality, standardized theory and simulation training, covering all staff, expanding the scope of direct training and improving training efficiency 47%.



#### **The cost of training is reduced by 65%**

Digital training reduces the cost of training trips, tardiness, training management, and reduces training costs by 65%.



#### **Study anytime and anywhere**

The elevator training platform (ETP), through visualization and game oriented training, applies mobile terminal learning without restriction of time and space. Immersive virtual reality training to enhance training effectiveness 59%.



#### **Accurate training process analysis**

The elevator training platform (ETP) makes a precise analysis of the learning process of the trainees, and gradually improves the training system through analysis, and adjusts the training emphasis in time.

## VALUE & ADVANTAGE

The value & advantage of the platform oriented colleges and training structures



### **Provide curriculum content and teaching solutions**

It provides a complete teaching plan, teaching contents and rich teaching assessment methods.



### **Emancipate the teacher**

Avoid duplication of work, use digital assessment and intelligent score, artificial intelligence and big data analysis.



### **Take the students as the center**

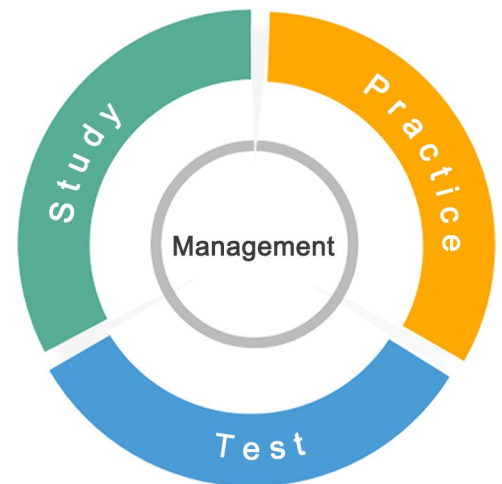
Education and pleasure, quickly grasp knowledge and skills in the game. Computer terminal intensive training, VR helmet end special intensive training, mobile terminal fragments time to learn, learn as you want.



# INTRODUCTION OF ETP

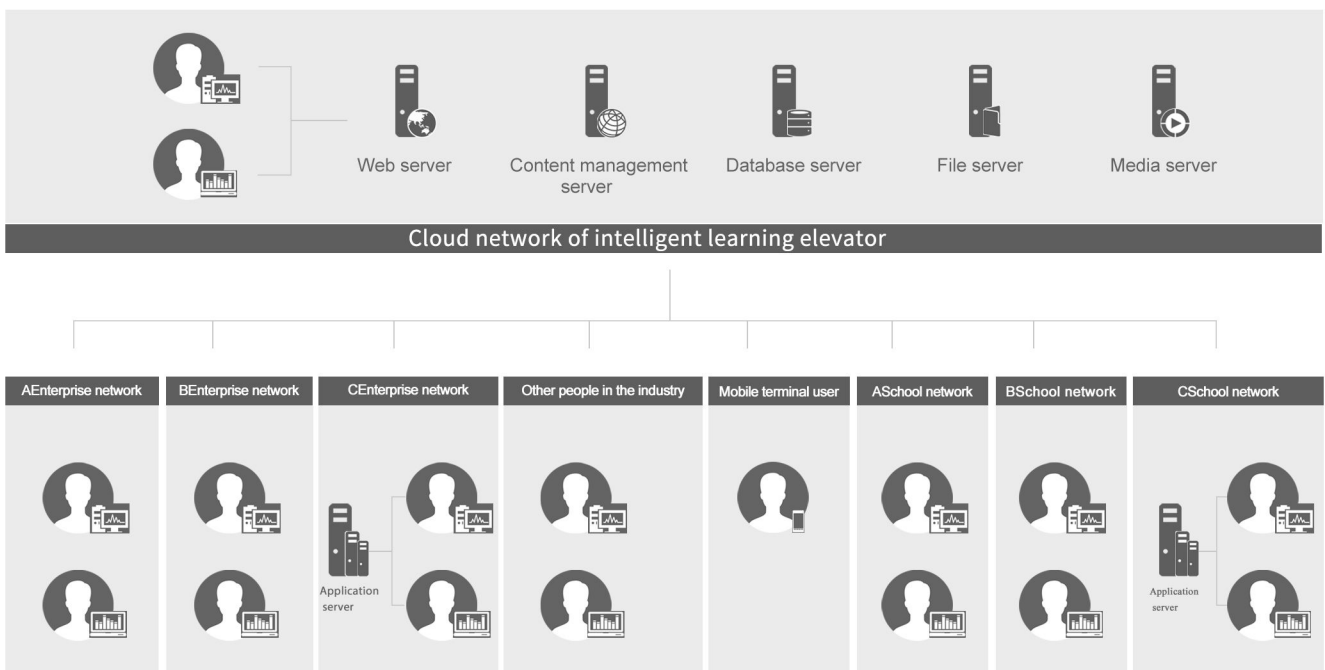
## Design Concept

The platform is based on the complete training process design, including the complete learning, training and examination, the 3 training links, to improve the management function of the corresponding students, teachers and administrators.



## Architectural Features

The system uses SaaS cloud network architecture, and can deploy branch servers at enterprise level users. Enterprise users do not need to buy any hardware, only simply register. Enterprises need not be equipped with professional and technical personnel in IT. Enterprise branch servers maintain synchronization with cloud service information over the Internet. The scalability of the system is good, so it is easy to extend the support for new requirements.



# INTRODUCTION OF ETP

## Feature list

Online learning	System information	Online Test	Training management	Knowledge base	Statistical function	Interactive communication
<ul style="list-style-type: none"> <li>Online learning (Purchase course)</li> <li>Personal information</li> </ul>	<ul style="list-style-type: none"> <li>System information</li> <li>Test library management</li> <li>Educational administration management</li> <li>Information management</li> <li>Organizational management</li> <li>Platform management</li> <li>Institution management</li> <li>System log</li> <li>Preference Preference</li> </ul>	<ul style="list-style-type: none"> <li>Test paper management</li> <li>Examination</li> <li>Test management</li> </ul>	<ul style="list-style-type: none"> <li>Demand research</li> <li>Training plan</li> <li>Training and Implementation</li> <li>Training evaluation</li> </ul>	<ul style="list-style-type: none"> <li>Classification of knowledge base</li> <li>Knowledge base management</li> </ul>	<ul style="list-style-type: none"> <li>Statistical function</li> </ul>	<ul style="list-style-type: none"> <li>Message board</li> <li>Forum</li> </ul>

## Main Function Introduction

### Curriculum management

Curriculum management is divided into four parts: curriculum list, curriculum creation, curriculum editing and knowledge base management. It is mainly about the management of the course and the content of the course.

### Test library management

The theoretical test library management includes three types: single choice, multiple choice and true or false. The management function of test library is to add, modify, delete and query. The questions in the test paper are randomly selected from the test database according to the rules of the test paper generation.

### Educational administration management

The educational administration management includes six modules: teacher information, student management, professional setting, knowledge base classification, student classification and teacher classification, which are mainly classified and managed for teachers, students, majors and knowledge

### Organizational management

Organizational management is mainly to the management of employees within the company, including five modules: employee management, post setting, job title, work group and department information, to realize the online management of human resources.

### Test paper management

The main function of the "test paper management" is to make the teacher easy to create and edit the test papers.

### Test management

When there are a large number of tests, teachers can set up test questions in the test management and choose the test papers for each test. Students will not change their questions if they are closed or refreshed. Each time a student makes a question, the data will be submitted to the server once each modification is made.

### Training management


With a standard and universal training process, from the training of drafting, forecast name, training registration, training, training end to the maintenance of the training record, the user training records can be systematically and electronically maintained.

### Statistical function



Statistical analysis is a macroscopic analysis of the whole station. Through the analysis of website data, hot professionals, popular teachers and excellent teachers are screened out on the homepage of the website. You can also count the results of the examinees in each subject.

# INTRODUCTION OF ETP

## Support Hardware Introduction



It can support the mainstream computer hardware configuration and operation system. It can achieve mass application under the original configuration and reduce the cost of hardware.



Support Android and IOS systems. Support most of the models on the market. Users can learn and train with fragmentation time., not limited by time and place, but can learn anytime and anywhere.



The application of the latest VR helmet, VR data glove and other equipment, provides closer to the real physical simulation, multi person interactive simulation, bring it a more natural, realistic immersive VR experience.



# INTRODUCTION OF ETP

## Resource Type

### Virtual Simulation Course

Support hardware: smart phone, PC, HTC VIVE

Subversion of the traditional way, the use of serious games for training and assessment. Simulate the real elevator operation environment, bring trainee to immersive and interactive learning experience. Detailed record of learning behavior, accurate analysis of practical results. It can also get a more real and immersive experience by wearing virtual reality wearable devices. After the learning process is completed, the memory retention rate of knowledge is improved through virtual simulation training process.

### Video Course

Support hardware: smart phone, PC

The learning content is based on 3D animation rendering techniques, which accurately and vividly teach elevator installation and maintenance knowledge and skills. Provide a multilevel training content. The learning process changes from traditional text books to images and sounds, and students

### Interactive Courseware Course

Support hardware: smart phone, PC

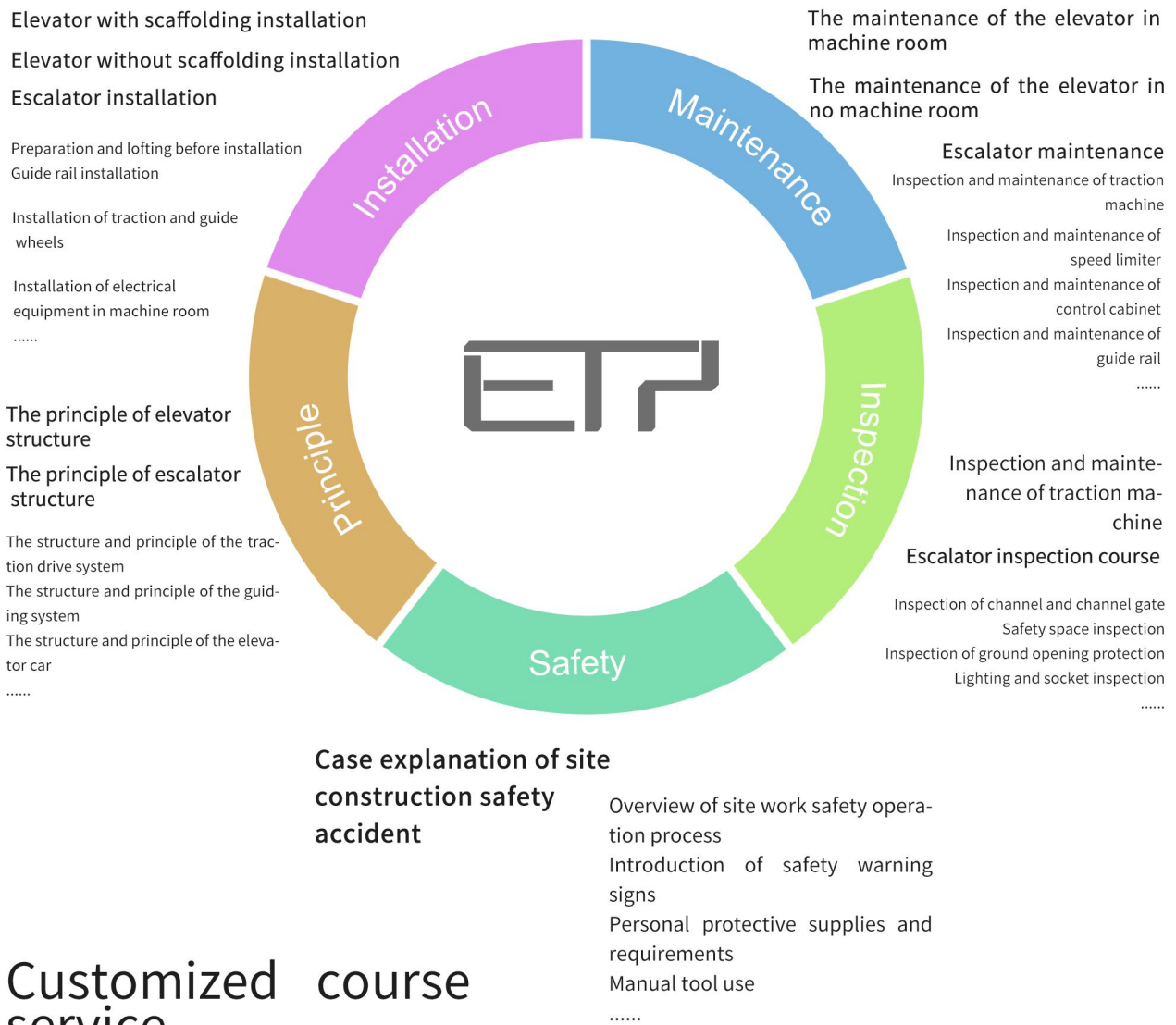
The well-designed course learning process enables learners to learn knowledge points actively, exploitively and logically. Through simple interaction, students can quickly master the key knowledge and complete the test for relevant knowledge points after the courseware is finished. The results of the test can be recorded by the platform as one of the data sources for evaluating the training effect.



# COURSE INTRODUCTION

## General Course System

The general course system is divided into 5 main categories: structure theory, installation, maintenance, inspection and safety. Each category contains rich and complete knowledge modules and knowledge points. It can provide basic training for enterprises, and provide authoritative, complete and rich teaching system and content for professional courses of Elevator Engineering Specialty in vocational colleges.



## Customized course service

It can provide customized services for 3D animation, SCORM courseware and virtual simulation course, and customize various types of curriculum resources according to user needs and process flow. To help users complete the digitalization of training resources and the construction and completion of training knowledge system.


# COURSE INTRODUCTION

*General course introduction*

## The principle of elevator / Escalator structure

This course introduces the classification, composition, structure, function and working principle of the elevator eight systems. And the key parts such as traction machines, speed limiters, door machines, control cabinets, cars and other components disassembly, assembly process and sub components structure principle. The principle of escalator structure mainly covers the classification, composition, structure, function and working principle of truss, drive system, guide system, handrails system, safety protection system, stave and other systems and components. It includes 14 modules and 40 knowledge points.

『Courses can be taught through teaching resource animation and SCORM courseware.』



Installation safety clampy  
clampy clamp  
Safety protection system  
Car system

Guiding system  
Door system

Installation of floor doorr  
Traction system

Electrical power drive  
system  
Weight balance system

Debug of rated speed opera-  
tionin param  
eters and classification of es-  
calator and automatic side-  
walk

Structure and principle of es-  
calator truss and drive  
system

Structure and principle of es-  
calator delivery system and

Structure and principle of es-  
calator safety protection  
device and lubrication  
system

The structure and principle  
of the escalator electric con-  
trol system

# COURSE INTRODUCTION

## *General course introduction*

### Installation course of machine room traction elevator with scaffolding

This course introduces the installation technology and installation process of scaffolding with machine room traction elevator. The content of the course is based on the installation technology and installation process of the mainstream elevator manufacturers on the market. The course contents include 75 knowledge points under 22 large-scale modules.

『Courses can be taught through teaching resource animation and SCORM courseware.』



Preparation and lofting before installation	Guide rail installation	Installation of traction and guide wheels	Courses can be taught through teaching resource animation and SCORM courseware.
Installation of speed limiter	Installation of counterweight	Installation of car	Installation of car top equipment
Installation safety clamp	Installation of car door	Installation of floor door	Installation buffer
Installation of bottom pit tensioner	Installation of speed limiter and traction wire rope	Installation of compensation chain	Installation of electrical equipment and wiring at the bottom of the pit
Installation of accompanying cable	Installation of hoistway cable and lighting	Installation of hoistway switch, flat layer sensor	Installation of call, floor monitor
Debug of rated speed operation	Debug of rated speed operation preparation		

# COURSE INTRODUCTION

## General course introduction

### Installation course of machine room traction elevator with no scaffolding

This course introduces the installation technology and installation process of machine room traction elevator without scaffolding. The content of the course is based on the installation technology and installation process of the mainstream elevator manufacturers on the market. The course contents include 81 knowledge points under 22 large-scale modules.

『Courses can be learned through teaching resources animation, training and examination through simulation courses.』



Preparatory work before installation of no scaffolding

Installation of electrical equipment in the machine

Installation of car door

Installation of compensation chain

Guide rail installation

Installation of hoistway switch, flat layer sensor

Installation of top floor working platform

Installation of bottom pit working platform

Installation safety clamp

Installation of accompanying cable

Installation of floor door

Inspection of car top environment, floor monitor

Lofting

Installation of electrical equipment and wiring at the bottom of the pit

Installation of counterweight

Installation of car mobile platform

Installation of car top equipment

Installation of traction and speed limiter

Installation of car

Installation of speed limiter and traction wire rope

Debug of rated speed operation preparation

Installation of hoistway cable and lighting




# COURSE INTRODUCTION

*General course introduction*

## Maintenance course of machine room traction elevator

This course introduces in depth the methods and requirements for maintenance of machine room elevator. It includes 33 modules and 109 knowledge points.

『Courses can be learned through teaching resources animation, training and examination through simulation courses.』



Elevator service preparation

Inspection and maintenance of the machine room environment

Inspection and maintenance of traction machine

Inspection and maintenance of manual emergency operation device

Inspection and maintenance of speed limiter

Inspection and maintenance of control cabinet

Inspection and maintenance of the traction rope and speed limiter

Inspection and maintenance of hall door device

Inspection and maintenance of hoistway protection switch

Inspection and maintenance of hoistway lighting

Inspection and maintenance of counterweight

Inspection and maintenance of the tensioner wheel of the speed limiter

Inspection and maintenance of the buffer

Inspection and maintenance of compensation chain

Inspection and maintenance of car bottom guide shoe

Inspection of random cable

Inspection and maintenance of safety clamp

Inspection and maintenance of bottom pit environment

Inspection and maintenance of car top guide shoe

Inspection and maintenance of guide rail

Inspection and maintenance of door area sensor

Inspection of car top environment

Inspection and maintenance of car top device

Inspection and maintenance of reverse ropes at car top

Inspection and maintenance of the car frame

Inspection and maintenance of the car frame

Inspection and maintenance of car operation

Inspection and maintenance of car lighting and COP function

Inspection and maintenance of ceiling, floor, car wall

Inspection and maintenance of level station buttons and level station position indication

Inspection of fire switch function

Experiment and test

Rescue of machine room elevator


# COURSE INTRODUCTION

*General course introduction*

## Maintenance course of no machine room traction elevator

This course introduces in depth the methods and requirements for maintenance of elevator. It includes 31 modules and 97 knowledge points.

『Courses can be learned through teaching resources animation, training and examination through simulation courses.』



Elevator service preparation	Inspection and maintenance of traction machine	Inspection and maintenance of manual emergency operation device	Inspection and maintenance of speed limiter
Inspection and maintenance of control cabinet	Inspection and maintenance of the traction rope and speed limiter	Inspection and maintenance of hall door device	Inspection and maintenance of hoistway protection switch
Inspection and maintenance of hoistway lighting	Inspection and maintenance of counterweight	Inspection and maintenance of the tensioner wheel of the speed limiter	Inspection and maintenance of the buffer
Inspection and maintenance of compensation chain	Inspection and maintenance of car bottom guide shoe	Inspection of random cable	Inspection and maintenance of safety clamp
Inspection and maintenance of bottom pit environment	Inspection and maintenance of car top guide shoe	Inspection and maintenance of guide rail	Inspection and maintenance of door area sensor
Inspection of car top environment	Inspection and maintenance of car top device	Service and maintenance of the reverse ropes of the car	Inspection and maintenance of the car frame
Inspection and maintenance of car door device	Inspection and maintenance of car top device	Inspection and maintenance of car top device	Inspection and maintenance of ceiling, floor, car wall
Inspection and maintenance of level station buttons and level station position indicators	Inspection of fire switch function	Rescue of no machine room elevator	


# COURSE INTRODUCTION

*General course introduction*

## Maintenance course of escalator

This course introduces in depth the maintenance technology and maintenance process of escalators. The content of the course is based on the mainstream maintenance technology and maintenance process of the mainstream elevator manufacturers on the market. The course contents include 75

『Courses can be learned through teaching resources animation, training and examination through simulation courses.』



Escalator service preparation	Inspection of equipment operation	Inspection of escalator's automatic operation function and emergency stop button function	Function inspection of escalator maintenance operation device
Inspection of the upper and lower ends	Inspection and maintenance of the machine room	Inspection and maintenance of parts such as apron, cover, railing and so on	Inspection and maintenance of stave
Chain lubrication	Drive shaft lubrication	Inspection and test of safety switch	Inspection and maintenance of guide device
Inspection and maintenance of drive device	Inspection of the braking distance of unloaded downlink	Inspection and maintenance of the mainframe brake device	Inspection and maintenance of the handrails system
Inspection and maintenance of additional brake	Fault diagnosis and elimination of escalator		

# COURSE INTRODUCTION

*General course introduction*

## Inspection course of machine room elevator

The depth of elevator inspection method and standards. It includes 6 modules and 65 knowledge points, including machine room (machine equipment) and related equipment inspection, hoistway equipment inspection, car and counterweight test, suspension device, compensation device and revolving part protection inspection, car door and floor door inspection, and related test. It enables users to master comprehensive knowledge such as inspection methods and inspection standards.

『Courses can be learned through teaching resources animation, training and examination through simulation courses.』



Machine room (machine equipment) and related equipment

Hoistway and related equipment

Car and weight

Suspension, compensator and protection of rotating parts

Car door and floor door

Experiment

# COURSE INTRODUCTION

## General course introduction

### Case explanation of site construction accident

This course demonstrates the safety accidents that occur easily during the installation and maintenance of the elevator, and provide solutions for the cause of the accident, and prevent the recurrence of the same kind of accident. The existing courses include 10 modules and 50+ accident cases.

『 Courses can be learned by animated resources 』



Safety accidents caused by unchecked equipment before construction

Safety accidents caused by operational errors in collaborative operation

A safety accident caused by a wrong working habit

Safety accidents caused by wrong handling of goods method

Safety accidents caused by cross work

Safety accidents caused by non - wearing safety equipment

Safety accidents caused by incorrect use of tools during construction

Safety accidents caused by weak awareness of safety

Safety accidents caused by incorrect operation methods during construction

Safety accidents caused by improper arrangement of working environment

# COURSE INTRODUCTION

General course introduction

## Safety course of site operation

This course introduces in depth the construction safety process and operation process. The course contents refer to the mainstream safety process and operation process of the mainstream elevator manufacturers on the market. The course contents include 68 knowledge points under 25 large-scale

『Courses can be learned through SCORM courseware.』



Overview of site operation safety

Safety matters for the use of electric tools

Safety of falling protection and safety guardrail

fire safety

General safety rules in hoistway operation

Bottom pit operation safety 1

Escalator and automatic sidewalk safety

Introduction of safety warning signs

Use, carry, and store security of tools

The safety of temporary climbing and scaffolding

Short wiring safety

Operation in hoistway - Safety of car mobile platform operation

Bottom pit operation safety 2

Introduction and use of personal protective equipment

Safety requirements and precautions for manual handling

Electrical safety 1

Safety of operation in machine room 1

Operation in hoistway - Safety of the car top operation 1

Safety of through hoistway operation

Security matters of Manual tools use

Safety requirements and precautions for mechanical handling

Electrical safety 2

Safety of operation in machine room 2

Operation in hoistway - Safety of the car top operation 2

Fire operation safety

## CASE INTRODUCTION

### Skill competition

"China elevator professional skills competition is sponsored by the industrial skills identification elevator industry sub center of the Ministry of human resources and social security, CO sponsored by ZXtech (Shanghai) Co., Ltd., which is responsible for providing a special platform for the Chinese elevator professional skills competition test. The test platform contains the theory and 3D test system, at the same time, ZXtech serves as a member of the competition expert group and provides test and technical support services for the competition.

The final stage of the competition held a total of 13 competitions in 12 cities throughout the country. ZXtech organized a total of 13 competition training camps and 26 pre competition training. A total of 471 contestants participated in the competition, and nearly 5000 people were directly involved in the competition. The competition is divided into 3 stages: preliminary, final and grand final. There were 17 tests in theory, 24 tests in 3D, and 9 tests in virtual reality helmet.



### Successful case





For more information, please pay attention to the WeChat public number.....